



District Report Card: 2017


State: Assam	District: Baksa
Class: 3	Subject: Mathematics
Schools: 61	Students: 769


Participation/Coverage


Students

GENDER 	Boys		Girls	
	Number	%	Number	%
	337	43.82	432	56.18

AREA 	Rural		Urban	
	Number	%	Number	%
	745	96.88	24	3.12

CATEGORY 	SC		ST		OBC		GEN	
	Number	%	Number	%	Number	%	Number	%
	194	25.23	154	20.03	185	24.06	236	30.69

CWSN 	LD	VI	HI	S&LD	ID	Oth
	2	5	0	1	0	11

Management 	Government		Government-aided	
	Number	%	Number	%
	383	49.80	386	50.20

Average Performance of Students in Mathematics (%)

Overall	Gender		Area		Management		Social Group			
	Male	Female	Rural	Urban	Govt.	Aided	SC	ST	OBC	GEN
67.44	68.37	66.71	67.78	56.94	71.12	63.78	59.76	75.89	62.74	71.92

Performance on Learning Outcomes (LOs)

Learning Outcomes	Description	Average Performance(%)
M301	Reads and writes numbers up to 999 using place value	68.39
M302	Compares numbers up to 999 based on their place values	76.98
M303	Solves simple daily life problems using addition and subtraction of three digit numbers with and without regrouping	61.23
M304	Constructs and uses the multiplication facts (up till 10) in daily life situations	68.53
M305	Analyses and applies an appropriate number operation in the situation/ context	64.63
M306	Explains the meaning of division facts by equal grouping/sharing and finds it by repeated subtraction	73.21
M309	Identifies and makes 2D-shapes by paper folding, paper cutting on the dot grid, using straight lines etc.	81.08
M311	Fills a given region leaving no gaps using a tile of a given shape	61.40
M312	Estimates and measures length and distance using standard units like centimeters or meters & identifies relationships	38.38
M317	Reads the time correctly to the hour using a clock/watch	73.99
M318	Extends patterns in simple shapes and numbers	54.92
M319	Records data using tally marks, represents pictorially and draws conclusions	82.83

Range of Performance of Students who Answered Correctly							
Below 30%		30% - 50%		50% - 75%		Above 75%	
Number	%	Number	%	Number	%	Number	%
54	7.02	108	14.04	295	38.36	312	40.57

Lowest Performing Learning Outcomes (LOs)

- 1 - Estimates and measures length and distance using standard units like centimeters or meters & identifies relationships (38.38)
- 2 - Extends patterns in simple shapes and numbers (54.92)
- 3 - Solves simple daily life problems using addition and subtraction of three digit numbers with and without regrouping (61.23)
- 4 - Fills a given region leaving no gaps using a tile of a given shape (61.40)
- 5 - Analyses and applies an appropriate number operation in the situation/ context (64.63)